



PIANO • VOCAL

WALT DISNEY PICTURES
PRESENTS

POCAHONTAS



MUSIC BY ALAN MENKEN

LYRICS BY STEPHEN SCHWARTZ

WALT DISNEY PICTURES
PRESENTS

POCAHONTAS

CONTENTS

| | |
|--|----|
| The Virginia Company | 4 |
| The Virginia Company (Reprise) | 8 |
| Steady As The Beating Drum (Main Title) | 11 |
| Steady As The Beating Drum (Reprise) | 15 |
| Just Around The Riverbend | 18 |
| Listen With Your Heart | 25 |
| Mine, Mine, Mine | 29 |
| Colors Of The Wind | 43 |
| Savages (Part 1) | 51 |
| Savages (Part 2) | 57 |
| If I Never Knew You (Love Theme From POCAHONTAS) | 64 |



ISBN 0-7935-4507-2

WONDERLAND MUSIC COMPANY, INC. AND WALT DISNEY MUSIC COMPANY

DISTRIBUTED BY

 **HAL • LEONARD**
CORPORATION

7777 W. BLUEMOUND RD. P.O. BOX 13819 MILWAUKEE, WI 53213

Artwork © The Walt Disney Company
Copyright © 1995 Wonderland Music Company, Inc. and Walt Disney Music Company
International Copyright Secured All Rights Reserved

For all works contained herein:
Unauthorized copying, arranging, adapting, recording or public performance is an infringement of copyright.
Infringers are liable under the law.

The Virginia Company

Music by ALAN MENKEN
Lyrics by STEPHEN SCHWARTZ

Like a sea shanty

Chords: D7, G, G/B, D7, G, Am/C, D, G, Bm, Em, Bm, Em, Am, G/B, C, D7, G, G/B

Lyrics:
 In six - teen hun - dred sev - en, we sail the o - pen
 beach - es of Vir - gin - ny, there's dia - monds like de -
 sea for glo - ry, God and gold, and The Vir -
 bris, there's sil - ver riv - ers flow and gold you
 gin - ia Com - pa - ny. For the New World is like
 pick right off a tree. With a nug - get for my

Performance Notes: *mf*

D7 G/B Am/C D G

heav - en and we'll all be rich and free, or
 Win - nie and an - oth - er one for me, and

Bm Em Bm Em Am To Coda ⊕
 C/D

so we have been told by The Vir - gin - ia Com - pa -
 all the rest will go to The Vir - gin - ia Com - pa -

G Bm Em Bm Em Am C/D

ny. So we have been told by The Vir - gin - ia Com - pa -

G D7 G D7 G/B Am/C D7

ny. (Hum)

mp

G Bm Em Bm Em Am G/B

First system of musical notation. It features a vocal line in treble clef with a key signature of one sharp (F#) and a common time signature. Above the staff are guitar chord diagrams for G, Bm, Em, Bm, Em, Am, and G/B. Below the staff is a piano accompaniment in grand staff (treble and bass clefs) with a dynamic marking of *v* (piano) and a fermata over the final measure.

C D Bm Em Bm Em Am C/D

For glo - ry, God and gold, and The Vir - gin - ia Com - pa -

f

Second system of musical notation. It features a vocal line in treble clef with lyrics: "For glo - ry, God and gold, and The Vir - gin - ia Com - pa -". Above the staff are guitar chord diagrams for C, D, Bm, Em, Bm, Em, Am, and C/D. Below the staff is a piano accompaniment in grand staff with a dynamic marking of *f* (forte).

D.S. al Coda

G D7

ny. On the

mf

Third system of musical notation. It features a vocal line in treble clef with lyrics: "ny. On the". Above the staff are guitar chord diagrams for G and D7. Below the staff is a piano accompaniment in grand staff with a dynamic marking of *mf* (mezzo-forte).

CODA

G Bm Em

ny. It's glo - ry, God and

rit.

Fourth system of musical notation. It features a vocal line in treble clef with lyrics: "ny. It's glo - ry, God and". Above the staff are guitar chord diagrams for G, Bm, and Em. Below the staff is a piano accompaniment in grand staff with a dynamic marking of *rit.* (ritardando).

Bm Em Am C/D G

gold, and The Vir - gin - ia Com - pa - ny.

Fifth system of musical notation. It features a vocal line in treble clef with lyrics: "gold, and The Vir - gin - ia Com - pa - ny.". Above the staff are guitar chord diagrams for Bm, Em, Am, C/D, and G. Below the staff is a piano accompaniment in grand staff.

The Virginia Company

(Reprise)

Music by ALAN MENKEN
Lyrics by STEPHEN SCHWARTZ

Like a sea shanty

G(no3rd)



We'll kill our-selves an



Am/C

D7

G

in - jun. Or may - be two or three. We're



Bm

Em

Bm

Em

Am

G/B

stal - wart men and bold of The Vir - gin - ia Com - pa -



C D G(no3rd) 3fr

ny. (Hum.)

This system contains the first two staves of music. The top staff shows guitar chords: C, D, and G(no3rd) with a 3-finger fingering. The vocal line begins with the syllable 'ny.' followed by a hummed section. The piano accompaniment is shown in two staves below.

Am/C D7 G Bm Em

This system contains the third and fourth staves of music. The top staff shows guitar chords: Am/C, D7, G, Bm, and Em. The vocal line continues with a melodic phrase. The piano accompaniment continues in two staves.

Bm Em Am/C C/D G

This system contains the fifth and sixth staves of music. The top staff shows guitar chords: Bm, Em, Am/C, C/D, and G. The vocal line continues. The piano accompaniment continues in two staves. The word 'It's' appears at the end of the system.

Bm Em Bm Em Am/C C/D G

This system contains the seventh and eighth staves of music. The top staff shows guitar chords: Bm, Em, Bm, Em, Am/C, C/D, and G. The vocal line continues with the lyrics 'glo - ry, God and gold, and The Vir - gin - ia Com - pa - ny.' The piano accompaniment continues in two staves. The word 'rit.' is written below the piano part.

Steady As The Beating Drum

(Main Title)

Music by ALAN MENKEN
Lyrics by STEPHEN SCHWARTZ

Moderately, steadily

Csus2



mp

Csus2



Csus2/F



Women & Men: He - ga he - ga ya - hi - ye — he - ga

Csus2/E



Csus2/F



Csus2



Csus2/F



ya - hi - ye — ne - he he - ga.

Gsus2



Gsus2/B



C(add9) Am7(add4)



Women:
Stead-y as the beat-ing drum sing-ing to the ce-dar flute, sea-sons go and sea-sons come,



bring the corn and bear the fruit. *Women & Men:* By the wa - ters sweet and clean,

Gsus2/B

C(add9) Am7(add4)

G

where the might - y stur-geon lives, plant the squash and reap the bean, all the earth our moth - er



gives. O Great Spir - it, hear our song, help us keep the an - cient ways,



keep the sa - cred fi - re strong, walk in bal - ance all our days.

Bm C Em D Bm

Sea-sons go and sea-sons come stead - y as the beat-ing drum. Plum to seed to bud to

f

C D(no3rd)

plum. He - ga he - ga ya - hi - ye — he - ga. Stead - y as the beat-ing drum.

mf

G(no3rd) G(no3rd)/C G(no3rd)/B G(no3rd)/C

He - ga he - ga ya - hi - ye — he - ga ya - hi - ye — ne - he

G(no3rd) G(no3rd)/C G(no3rd)

he - ga. He - ga he - ga.

Repeat and Fade

Steady As The Beating Drum

(Reprise)

Music by ALAN MENKEN
Lyrics by STEPHEN SCHWARTZ

Moderately

B \flat sus2



F sus2



B \flat maj7 F sus2



B \flat maj7



mp

F sus2



B \flat sus2



B \flat sus2/D



F/A



Powhatan: As the riv - er cuts his path, though the riv - er's proud and

B \flat (add9)



B \flat sus2/D



C/E



F/A



strong, he will choose the smooth - est course. That's why riv - ers live so

B \flat (add9)



Dm



Gm7



F/A



G(no3rd)



C(no3rd)



long. They're stead - y as the stead - y beat - ing drum.

Just Around The Riverbend

Music by ALAN MENKEN
Lyrics by STEPHEN SCHWARTZ

With motion

Chord diagrams: C, F, C

Chord diagrams: F, C

What I love most a-bout riv-ers is: — you

Chord diagrams: F, C(add9)/G, F/A, G/B

can't step in the same riv-er twice. — The wa-ter's al-ways chang-ing, al-ways

Chord diagrams: C, Fmaj7

flow - ing. — But peo-ple, I guess, can't live like that; — we

Am Dm7

all must pay a price: _ to be safe we lose our chance of ev - er

Dm7/G G Em

know - ing _ what's a - round the riv - er - bend, _

F F/G Em/G

wait - ing just a - round the riv - er - bend. _

F/G Em/G F/G G G/F C/E F C

I look once more just a - round the riv - er - bend _ be -

G/F C/E F C Am

yond the shore, where the gulls _ fly free. Don't know what for,

D9sus D9 4fr F/G F+/G G

what I dream the day might send _ just a-round the riv-er - bend _____ for

mp *mf*

A D A

me, _____ com - ing for me. _____

sub. mp *mf* *mp*

D C F Gsus

I feel it there be-yond those trees or right be-hind these wa-ter - falls. _

mf *mp*

F/A G/B C G/C C

Can I ig - nore the sound of dis - tant drum - ming _ for a

Fmaj7 G/A Am Dm7 F

hand - some stur - dy hus - band who builds hand - some stur - dy walls and nev - er dreams that some - thing might be

F/G G F/G G Em F

com - ing _ just a - round the riv - er - bend? _

f warmly

F/G Em/G F/G G F/G G G/F C/E F

Just a - round _ the riv - er - bend... I look once more

F/G Em/G F/G G F/G G G/F C/E F

F/G Em/G F/G G F/G G G/F C/E F

F/G Em/G F/G G F/G G G/F C/E F

F/G Em/G F/G G F/G G G/F C/E F

C G/F C/E F C

just a-round the riv-er - bend - be-yond the shore, some-where past the sea. Don't

Am D9sus D9 F/G

know what for... why do all my dreams ex-tend just a-round the riv-er - bend?

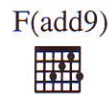
F+/G Dm/G

Just a-round the riv-er - bend.

sfz rall.

Meno mosso-freely
F(add9) C/E F(add9) F

Should I choose the smooth-est course, stead-y as the beat-ing drum?



Should I mar - ry Ko - co - um? _____ Is all my dream - ing at an end? Or

Piu mosso



do you still wait for me, _____ Dream Giv - er, _____



just a - round the riv - er - bend? _____

rall. *a tempo*



molto rit. *pp*

Listen With Your Heart

Music by ALAN MENKEN
Lyrics by STEPHEN SCHWARTZ

Mysteriously

Gmsus



8va

mp

With pedal

Gm



Eb



Voice of the Wind: Ay

ay

ay

ya

Bb



C(no3rd)



ay

ay

ya.

Gm



Grandmother Willow: Que

que

E \flat

B \flat



na - to - ra, you will un - der -

C(no3rd)

Gm



stand.

Lis - ten

E \flat

B \flat

E \flat



with your heart,

you will un - der - stand.

Dm


E \flat

Gm




Let it break up - on you like a wave up - on the

loco



sand. Lis - ten


rall. *a tempo*




with your heart, you will un - der - stand.


Voice of the Wind: You will un - der -

8va



stand.








Mine, Mine, Mine



Music by ALAN MENKEN
Lyrics by STEPHEN SCHWARTZ


Madrigal style

F  Cm7  3fr



mf




F  Cm7  3fr




Ratcliffe: The



poco rall.





F  Cm  3fr F 




gold of Cor - tés, the jewels of Pi - zar - ro will


f a tempo *mp*



Bb  F/A  Dm  C 



seem like mere trin - kets by this time to - mor - row. The



Ab



Db



Ab/C



gold we find here will dwarf them by far... oh, with

Bb7



Eb



C7



all ya got in ya, boys, dig up Vir - gin - ia, boys.

molto rit.

cresc.

F



Bb



Gm7



C



Mine, boys, mine ev - 'ry moun - tain and

mf a tempo

F



Bb



Gm7



C



dig, boys, dig 'til ya drop. Grab a



pick,

boys,

quick,

boys,

Dm



F



shove

in

a

shov - el,

un -

cov - er

those

lov - e - ly



peb - bles

that

spar - kle

and

shine.

It's

sub. f rit.



gold

and it's

mine,

mine,

mine!

English Settlers: Dig

and

sfz

sfz

v

Cm

F(no3rd)



dig and dig and dig - ge - ty dig and

Cm

F



Wiggins: Hey non - ny non - ny.

dig and dig and dig - ge - ty dig and

Cm



Ratcliffe:

Ho non - ny non - ny. Ooh, how I love it!

dig and dig and dig - ge - ty

F



Wiggins:

Ratcliffe:

Hey non - ny non - ny. Ho non - ny non - ny. Rich - es for

dig and dig and dig and


Cm  3fr
cheap!

F#  4fr

Wiggins: Hey non - ny non - ny. Ho non - ny non - ny.

dig - ge - ty dig and dig and




C#m  4fr

F#  4fr

There'll be heaps of it... And I'll be on

dig and dig - ge - ty dig and




C#  4fr

top of the heap!

dig and dig - ge - ty dig - ge - ty dig - ge - ty




F#  4fr

C#m7  4fr

dig. *Ratcliffe:* My ri - vals back home... it's not that I'm

mf



F#

B

F#/A#

D#m

bit - ter, but think how they'll squirm when they see how I

C#

A

D

glit - ter! The la - dies at court will be all a -

A

B7

E

twit-ter. The king will re - ward me, he'll knight me... no,

molto rit.

C#7/E#

F#(no3rd)

F#(no3rd)/B

F#(no3rd)/G#

lord me! It's mine, mine, mine for the

*f**a tempo*

C# F#(no3rd) F#(no3rd)/B F#(no3rd)/G#

tak - ing. It's mine, boys, mine me that

Detailed description: This system contains the first four measures of the piece. The vocal line starts with a quarter note 'tak', followed by a quarter note 'ing.', a quarter note 'It's', a quarter note 'mine,', a quarter note 'boys,', a quarter note 'mine', an eighth note 'me', and a quarter note 'that'. The piano accompaniment features a steady bass line and chords in the right hand. Guitar chord diagrams are provided above the vocal line for each measure: C# (x34554), F#(no3rd) (x34554), F#(no3rd)/B (x34554), and F#(no3rd)/G# (x34554).

C# A D G#m

gold! With those nug - gets dug,

Detailed description: This system contains measures 5-8. The vocal line continues with a quarter note 'gold!', a quarter note 'With', a quarter note 'those', a quarter note 'nug', a quarter note 'gets', and a quarter note 'dug,'. The piano accompaniment continues with chords and a bass line. Guitar chord diagrams are provided: C# (x34554), A (x02220), D (x02220), and G#m (x34554).

C#7 D#m C#/E# F#

it's glo - ry they'll gim - me, my dear friend King

Detailed description: This system contains measures 9-12. The vocal line has a quarter note 'it's', a quarter note 'glo - ry', a quarter note 'they'll', a quarter note 'gim - me,', a quarter note 'my', a quarter note 'dear', a quarter note 'friend', and a quarter note 'King'. The piano accompaniment features a steady bass line and chords. Guitar chord diagrams are provided: C#7 (x34554), D#m (x02220), C#/E# (x34554), and F# (x34554). Dynamic markings 'sfz' and 'mf' are present.

B F#/C# C#

Jim - my will prob - a - bly build me a

Detailed description: This system contains measures 13-16. The vocal line has a quarter note 'Jim - my', a quarter note 'will', a quarter note 'prob - a - bly', a quarter note 'build', a quarter note 'me', and a quarter note 'a'. The piano accompaniment continues with chords and a bass line. Guitar chord diagrams are provided: B (x24420), F#/C# (x34554), and C# (x34554).

D#m G#7/B# F#/C#

shrine *Ratcliffe and Wiggins:* when all of the

f rit. *sfz*

C#m F#(no3rd)

gold is mine! *English Settlers:* Dig and dig and dig and

sfz *ff a tempo*

C#m F#(no3rd)

dig - ge - ty dig and dig and dig and

Bb Eb Cm7

dig - ge - ty dig! *Smith:* All of my life I have

sub. f

Db Bbm7 Eb Cm7

searched for a land like this one. _____

Db Bbm7 Eb Cm7

A wild - er, more chal - leng - ing

Db Bbm7 C Dm7

coun - try I could - n't de - sign. _____

Ebdim7 C/E Fm Fm/Eb

Hun - dreds of dan - gers a -

Dbmaj7



Eb7



Ab



Eb/G



Fm7



Eb



wait, and I don't plan to miss one.

Db



Dbmaj7



Eb



Fb



Gb/Fb



In a land I can claim, a

marcato

Ab/Eb



Dm7b5



Bb7sus



Bb7



land I can tame, the great - est ad - ven - ture is

C7sus



C7



mine. *English Settlers:* Mine.

Ratcliffe: Keep on work - ing, lads, don't be shirk - ing, lads.

D7sus



D7



D7sus



D7



English Settlers: Find a moth - er lode, then find an - oth - er load!

Ratcliffe:

Mine, boys, mine, mine me that

ff *molto rit.*



Csus2



Am7sus



D



Dig! Dig! And dig - ge - ty

gold.

8va
a tempo

loco



Csus2



Am7sus



D



Dig! Dig! For that gold.

Beau - ti ful gold.

All: Make this



is - land my land! *Ratcliffe:* Make the mounds

Musical notation for the first system, including vocal line and piano accompaniment.



big, boys. I'd help you to dig, boys, but I've got this crick in my

Musical notation for the second system, including vocal line and piano accompaniment.



spine. *Smith:* This land we be - hold... *Ratcliffe:* This beau - ty un - told... *Smith:* A

Musical notation for the third system, including vocal line and piano accompaniment.



man can be bold! *Ratcliffe:* It all can be sold! *Men:* So go for the

brilliante

Musical notation for the fourth system, including vocal line and piano accompaniment.

Cmaj7/D



gold _____

is _____

D7sus



mine! _____

gold we know which is here, all the rich - es here, from this

D7



G



Mine! _____

Mine! _____

min - ute this land and what's in it is mine!
Dig and dig and

Dm



G



C



D



G



dig - ge - ty dig! Hey non-ny non-ny non - ny it's mine!

Colors Of The wind

Music by ALAN MENKEN
Lyrics by STEPHEN SCHWARTZ

Deliberately

D(no3rd)



musical score for the first system, including vocal line and piano accompaniment. The tempo is marked "Deliberately". The key signature is one flat (Bb) and the time signature is 4/4. The piano part features a melodic line in the right hand and a harmonic accompaniment in the left hand. The vocal line begins with the word "You".

You

mp



D(no3rd)



musical score for the second system, including vocal line and piano accompaniment. The tempo is marked "Deliberately". The key signature is one flat (Bb) and the time signature is 4/4. The piano part features a melodic line in the right hand and a harmonic accompaniment in the left hand. The vocal line continues with the lyrics: "think I'm an ig-no-rant sav-age, and you've been so man-y plac-es, I guess it must be so. But". The tempo marking *rall.* is present.

think I'm an ig-no-rant sav-age,

and you've been so man-y plac-es,

I guess it must be so.

But

rall.

Freely

Bb



Am



Bb



Am



Dm



Bb maj7



musical score for the third system, including vocal line and piano accompaniment. The tempo is marked "Freely". The key signature is one flat (Bb) and the time signature is 2/4. The piano part features a melodic line in the right hand and a harmonic accompaniment in the left hand. The vocal line continues with the lyrics: "still I can-not see, if the sav-age one is me, how can there be so much that you don't".

still I can-not see,

if the sav-age one is me,

how can there be so much that you don't

Moderately

A(no3rd)



no chord

D



Bm



know? You don't know...

Musical notation for the first system, including vocal line and piano accompaniment.

D



Bm



You

poco rall.

mp

Musical notation for the second system, including vocal line and piano accompaniment.

D



Bm



D



think you own what-ev - er land you land on; the earth is just a dead thing you can

a tempo

Musical notation for the third system, including vocal line and piano accompaniment.

F#m



Bm



G



claim; but I know ev - 'ry rock and tree and crea - ture has a

Musical notation for the fourth system, including vocal line and piano accompaniment.

Em7sus

A9sus

Bm

D

life, has a spir-it, has a name.

You think the on-ly peo-ple who are

Bm

D

F#m

peo-ple

are the

peo-ple

who look and think like you,

but

Bm

G

Em7(add4)

A9sus

if you walk the foot-steps of a strang-er

you'll learn things you nev-er knew you nev-er

D

Bm

F#m

G(add9)

G

knew.

Have you ev-er heard the wolf cry to the blue corn moon, or

f *expressively*

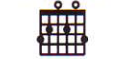
Bm



F#m



G(add9)



A



asked the grin-ning bob-cat why he grinned?

Can you sing with all the voic-es of the

D(add9)/F#



Bm7



G6/9



Bm7(add4)



moun - tain?

Can you paint with all the col-ors of the

wind?

Can you

mf

Em7(add4)



A9sus



D



Bm



paint with all the col-ors of the wind?

rit.

ff a tempo

A bit brighter

D



Bm



D



Come run the hid-den pine trails of the

mf

mp poco accel.

Bm

D

F#m



for - est, come taste the sun-sweet ber-ries of the earth; come

sim.

Bm

Bm/A

G

Em7

A9sus



roll in all the rich-es all a-round you, and for once nev-er won-der what they're

cresc.

Bm

A

D

Bm



worth. The rain-storm and the riv-er are my broth - ers; the

mf

D

F#m

Bm



her-on and the ot-ter are my friends; and we are all con-nect-ed to each

f poco a poco cresc.

G Em7 A9sus D

oth - er in a cir - cle, in a hoop that nev - er ends.

ff

3

F#m G D(add9)/F# Bm C

How high does the syc - a - more grow? If you cut it down, - then you'll

f

G/A A G/A A G/A A Bm

nev - er know. And you'll nev - er hear the wolf cry to the

rall. *ff a tempo*

F#m G(add9) G Bm F#m

blue corn moon, for wheth - er we are white or cop - per - skinned, we need to

G A D(add9)/F# Bm G6/9

sing with all the voic-es of the moun - tain, need to paint with all the col-ors of the

Bm7(add4) Em A

wind. You can own the earth and still all you'll

F#m G Bm Gmaj7 G/A D

own is earth un - til you can paint with all the col-ors of the wind.

rit. e. cresc. *f > mp* *a tempo*

Bm G Em7/A D

rall. *expressively* *p* *pp*

Gm

Bbm

D7b9

Gm

Ratcliffe: sav - ag - es! Sav - ag - es! *English Settlers:* Bare-ly e - ven hu - man! Sav - ag - es! Sav - ag - es!

Eb

D7b9

Cm

Cm/Bb

Ratcliffe: Drive them from our shore! They're not like you and me which

Am7b5

D7

Gm(add9)

Gm(add9)/F

Ebmaj7

D7b9

means they must be e - vil. We must sound the drums of war. *English Settlers:* They're

Gm(add9)


Eb(add9)

Am7b5

D7


sav - ag - es! Sav - ag - es! Dirt - y shriek - ing dev - ils. Now we sound the drums of

Gm  3fr

Em(add9) 


war.


ff *mf diminuendo*


C(add9) 

Powhatan: This is what we feared, the pale-face is a de-mon. The

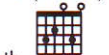
p

Em(add9) 

C(add9) 

Em(add9) 

on - ly thing they feel at all is greed. *Kekata:* Be - neath that milk - y hide there's

C(add9) 

F(add9) 

B7sus  4fr

B7b9 

I Native American: emp - ti - ness in - side. I won - der if they e - ven *Native Americans:* bleed! They're

Em(add9)

Gm

B

Em(add9)

sav - ag - es! Sav - ag - es! Bare - ly e - ven hu - man! Sav - ag - es! Sav - ag - es!

mf *sim.*

C

Am

Am/G

F#m7b5

B7

Powhatan: Kill - ers at the core. *Kekata:* They're dif - fer - ent from us which means they can't be trust - ed.

Em(add9)

Em(add9)/D

C(add9)

B7b9

Em(add9)

Powhatan: We must sound the drums of war. *Native Americans:* They're sav - ag - es! Sav - ag - es!

f *>*

Cmaj7

C6

Am6

B7sus

B7

Em

2 Native Americans: First we deal with this one. *All:* Then we sound the drums of war! *English Settlers:* Sav - ag - es! Sav - ag - es!

ff *>*

Musical staff showing guitar chords (Gm, B7b9, Em, Gm, B7b9) and a melody line in treble clef. The chords are indicated by fretboard diagrams. The melody consists of eighth and quarter notes.

Ben: Let's go kill a few, men! *Native Americans:* Sav - ag - es! Sav - ag - es! *Ratliffe:* Now it's up to you, men!

Musical staff with vocal lines for Ben, Native Americans, and Ratcliffe, and piano accompaniment in bass clef. The piano part features chords and moving bass lines.

Musical staff showing guitar chords (Em, C, F#m7b5) and a melody line in treble clef. The chords are indicated by fretboard diagrams. The melody continues with eighth and quarter notes.

Native Americans: English Settlers: Sav - ag - es! Sav - ag - es! *All:* Bare - ly e - ven hu - man. Now we sound the

Musical staff with vocal lines for Native Americans, English Settlers, and All, and piano accompaniment in bass clef. The piano part includes chords and moving bass lines.

Musical staff showing guitar chords (B7sus, B7, Em) and a melody line in treble clef. The chords are indicated by fretboard diagrams. The melody continues with a long note.

drums of war.

Musical staff with piano accompaniment in bass clef, featuring chords and moving bass lines. There are triplets indicated in the bass line.

Musical staff showing guitar chords (C, F#m7b5, B7, Em) and a melody line in treble clef. The chords are indicated by fretboard diagrams. The melody continues with a long note.

Musical staff with piano accompaniment in bass clef, featuring chords and moving bass lines. The piece concludes with a final chord and a double bar line.

Savages

(Part 2)

Music by ALAN MENKEN
Lyrics by STEPHEN SCHWARTZ

Moderately, In Strict Tempo

Gm(add9)/D



Ratcliffe: This will be the day...

f marcato

(Let's go men!) *Powhatan: This will be the morning.*

(Bring out the prisoner.) *English Settlers and Native Americans: We will see them dy - ing in the*

Pocahontas:
 I don't know what I can do, still I know I've got to try.
 dust.

Gm(add9)



Ea - gle, help my feet to fly.

English Settlers:

Now we make 'em pay.

Eb



Moun - tain help my heart be great.

Native Americans:

Now with - out a warn - ing...


Gm(add9)



D7sus




Spir-its of the earth and sky, _____




English Settlers and Native Americans:

Now we leave 'em blood and bone and rust. It's them or



please don't let it be too late. _____



us. They're just a bunch of filth - y stink - ing



Gm




Bbm



D7b9



Ratcliffe: Kill them!



English Settlers:

Native Americans:


English Settlers:

Native Americans:

Sav - ag - es!

Sav - ag - es!

De - mons! Dev - ils!



Gm

Eb

Cm

Cm/Bb

What are we wait-ing for?

Sav-ag-es!
English Settlers:
Sav-ag-es!

All: De-stroy their e-vil race, un-

Am7b5

D7

Gm

Gm/F

Pocahontas: How

til there's not a trace left. We will sound the drums of

Ebmaj7

Gm

Gm/F

loud are the drums of

war! Now we sound the drums of

E♭maj7



Cm



B♭(no3rd)



war?

Ratcliffe: Now we see what comes of

war!

Native Americans: Now we

F/A



A♭sus2



Dsus



try - ing to be chums.

Pocahontas: Is the death of all I love

sound

English Settlers: Of course it means the drums drums.

the

Dm



Gm



car-ried in the drum-ming of _____

war?

English Settlers and Native Americans:

of _____

war!

8va-7

sffz

If I Never Knew You

(Love Theme From POCAHONTAS)

Music by ALAN MENKEN
Lyrics by STEPHEN SCHWARTZ

Kontrabaß: Gegenstimme

Moderately slow



FK
22
1522

mf

With pedal



Farm
zho



a tempo



Male: If I nev - er knew you, —

G Em C

if I nev - er felt — this love, — I would have no ink -

Am7 C D7sus

- ling of — how pre - cious life can be.

G Em G

And if I nev - er held you, I would nev - er have -

Em7 E7/G# Am(add9) Cm(maj7) Cm6

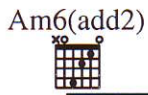
— a clue — how, at last, — I'd find in you

acrobatic

[Handwritten signature]



the miss - ing part of me. _____ In this world so



full of fear, _____ full of rage and lies,



I can see _____ the truth _____ so clear _____ in your eyes, _____ so



dry your eyes. _____ And I'm so grate - ful to you.

G G/B C Am7 G/B

I'd have lived _ my whole _ life through, _ lost for - ev - er

C C/D C

if I nev - er knew _ you. _____

E♭maj7(no3rd) F B♭ Gm

Female: If I nev - er knew you,

B♭ Gm E♭

I'd be safe _ but half _ as real, nev - er know - ing I _

Bb/C

Cm

Eb

F7sus

could feel a love so strong and true.

Bb

Gm

Bb

I'm so grate - ful to you. I'd have lived my whole

Bb/D

Eb

Cm7

Bb/D

Eb

Eb/F

life through, lost for - ev - er if I nev - er knew

F/Eb

Eb maj7

F/Eb

Eb

F/Eb

Male: I thought our love would be so beau - ti - ful.
you.

Dm7

F/G

Gm7

F/G

Female:

Some - how we'd make the whole world _ bright. _

Both: I nev - er knew that fear and

E♭maj7

B♭/D

Gm

Dm7

E♭

hate could be so strong, all they'd leave us were these whis-pers in the night, _ but

Cm9

Dm7

E♭

E♭/F

F/G

still my heart is say - ing we were right. _

Female: Oh. _

C

Am

C

If I nev - er knew

Male: There's no mo - ment

I re - gret _ if I nev - er knew _

Am



F



C/D



Dm



since the mo - ment that we met. — If our time has
— this love, — I would have — no ink - ling — of — how

F



F/G



G



F/G



Em/G



F/G



gone too fast — I've lived — at last. —
pre - cious life — can be. —

G



F/G



Em/G



G/F



Fmaj7



G/F



F



Both: I — thought our love would be so

Em7



beau - ti - ful, some - how we'd make the whole world —

bright. *Female:* I thought our love would be so

G/F Fmaj7 G/F F

beau - ti - ful, we'd turn the dark-ness in - to light. *Both:* And

Em7 G/A C/G

still my heart is say-ing we were right. *Male:* We were right. And

Dm7 Em7 F Ebm7/Ab

Female: If I nev - er knew you, I'd have lived my

if I nev - er knew you, I'd have lived my

Db Bbm Db

Fm7




Gbmaj7




Ebm7




Fm7




Gb(add9)




whole life through *Female:* emp - ty as ___ the sky, ___



Ebm7




Fm7



Gbmaj7



Freely
Bbm7




Db/F



Both: nev - er know - ing why, ___ lost for - ev - er

rit.



Gb




Ab7sus



Ab7 4fr



Db



Bbm



if I nev - er knew you. ___

a tempo




Gb



Ab7 4fr



Db(add9) 4fr



rit.

